

MPLAD Fund Utilization Study (2014-15 to 2017-18)

Presentation to
D.V.Sadananda Gowda

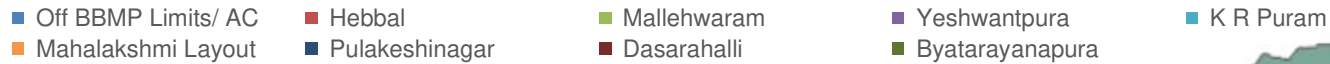
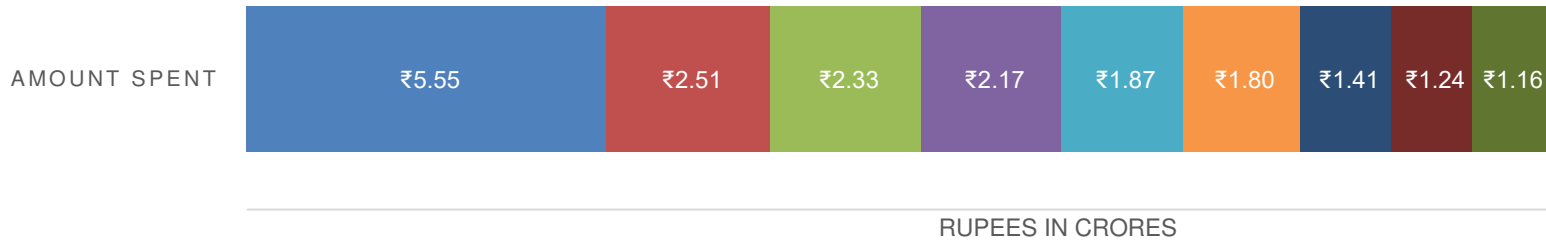
Hon'ble Minister for Statistics and Programme Implementation, GoI
Member of Parliament
Bengaluru North Parliamentary Constituency

CONTENTS

- Study Objectives And Methodology
- Assembly Constituency Level Spending
- Assembly Level Allocation Year wise
- Distribution Of Activity Wise Spending Under MPLADs

- The aim of this study is to **analyze the utilization level of MPLAD funds** in the three Parliamentary Constituencies under Bangalore Urban district
 - Bengaluru North,
 - Bengaluru South
 - Bengaluru Central
- The data on works undertaken under MPLADS is collected from the **District Collector (DC) office.**
- The data was collected for the **four financial years** 2014-15, 2015-16, 2016-17 and 2017-18.
- The total allocated MPLADS four financial year: **₹ 20 crore** (₹ 5 crore per year)
- **MPLADS works undertaken: ₹ 20.04 crores**

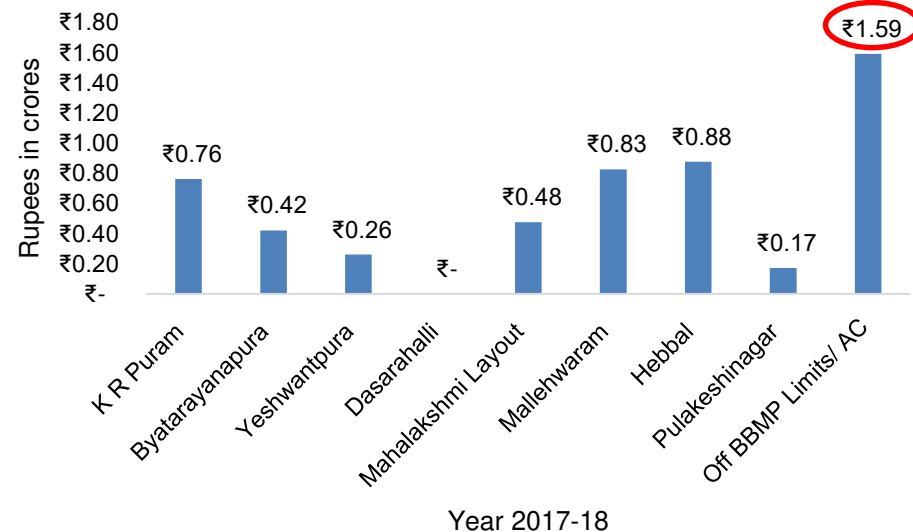
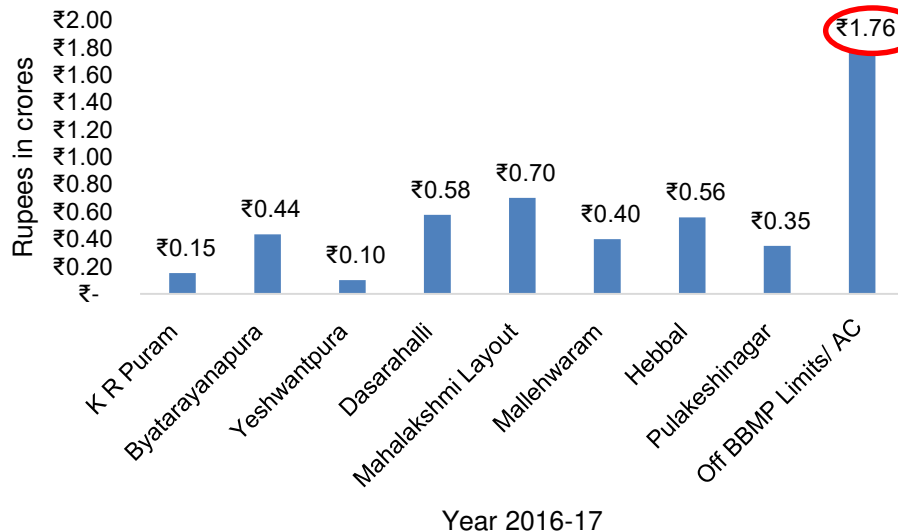
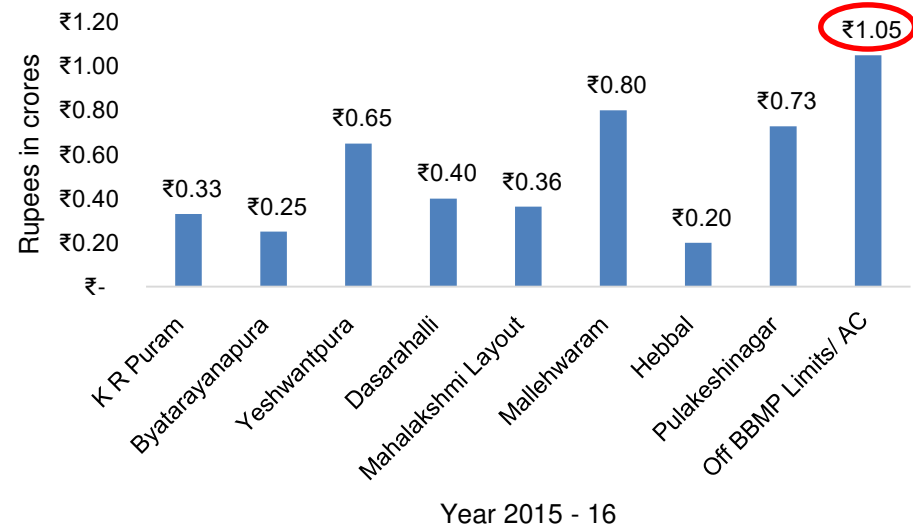
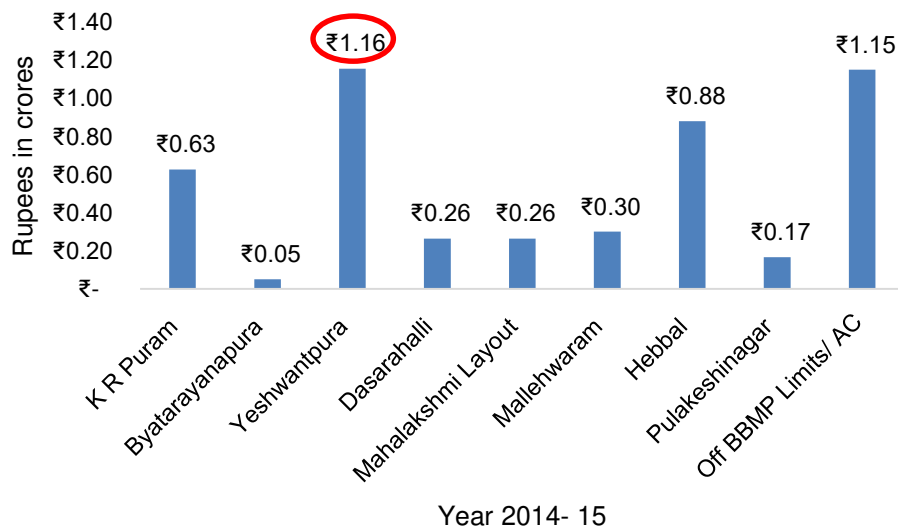
CONSTITUENCY LEVEL SPENDING



- **30 per cent** of the works under MPLADS funds were undertaken in the **Assembly Constituencies which are beyond BBMP Limits.**
- **24 per cent** of the works under MPLADS funds have been allocated in **Hebbal and Malleshwaram Assembly Constituencies combined.**
- Byatarayanapura Assembly Constituency (within BBMP limits) has received lowest allocation under MPLADS (1.16 crores)
- There are no big differences in spending amongst the Constituencies, and fairly distributed.
- **The entire amount of Rs. 20 crores for the reference period was utilized.**



ASSEMBLY CONSTITUENCY LEVEL SPENDING BY YEAR

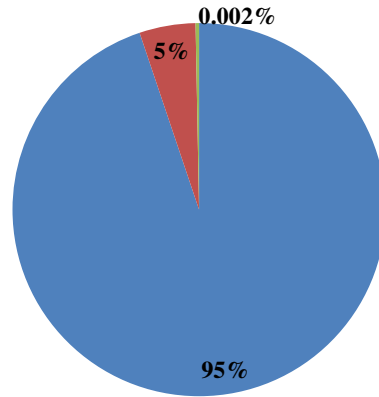


YEAR-WISE DISTRIBUTION OF ACTIIVTIES

Year	Highest spent activity	Amount allocated (in cr INR)	Total LAD fund spent for the year (in cr INR)	% allocated to activity proportion to total LAD fund of the year
2014-15	Infrastructure Development	₹ 1.98	₹ 4.86	40.68%
2015-16	Infrastructure Development	₹ 2.20	₹ 4.77	46.11%
2016-17	Infrastructure Development	₹ 0.96	₹ 5.03	19.00%
2017-18	Borewell	₹ 2.30	₹ 5.37	43.00%

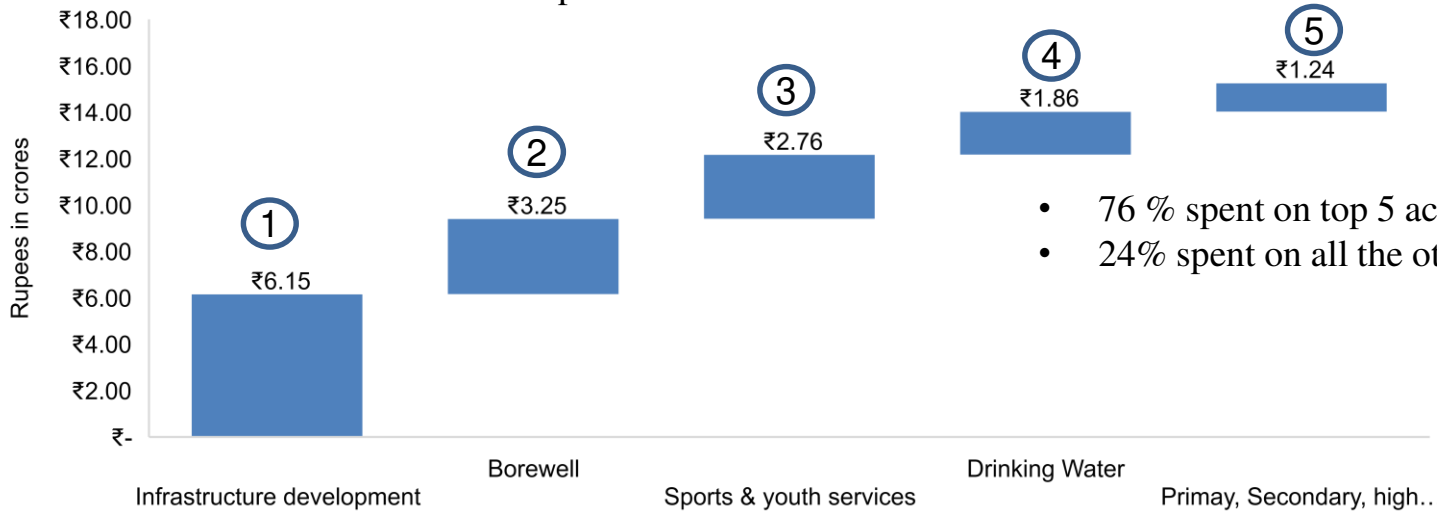
Note: The category infrastructure development is inclusive of asphaltting, construction of roads and bridges and bus stops. Borewell and water infrastructure have been categorized under a separate heading.

DISTRIBUTION OF ACTIVITY WISE SPENDING UNDER MPLADS



- Permissible activities under MPLADS
- Discretionary activities under MPLADS
- Prohibited activities under MPLADS

Top 5 activities under MPLADS



- 76 % spent on top 5 activities/programs
- 24% spent on all the other programs

REFERENCES

- Bangalore Urban DC's office
- [MPLADS Guidelines](#)

Permissible activities

- Infrastructure development
- Primary, Secondary, high school & PU College
- Construction of Samudaya Bhavan
- Sports & youth services
- Horticulture
- Health
- Development of women & child
- Bus stops
- Library
- Security
- Higher Education
- Animal Husbandry
- Facilities in notified slum areas Social welfare, backward and minority
- RO Water in Villages
- Tourism

Discretionary activities

- Trust and Societies
- Yoga Kendra
- Trichakravahana
- Infra in Railways

Prohibited activities

- Religious activities

Thank You

www.bpac.in

Contact: archana@bpac.in