

MPLAD Fund Utilization Study (2014-15 to 2017-18)

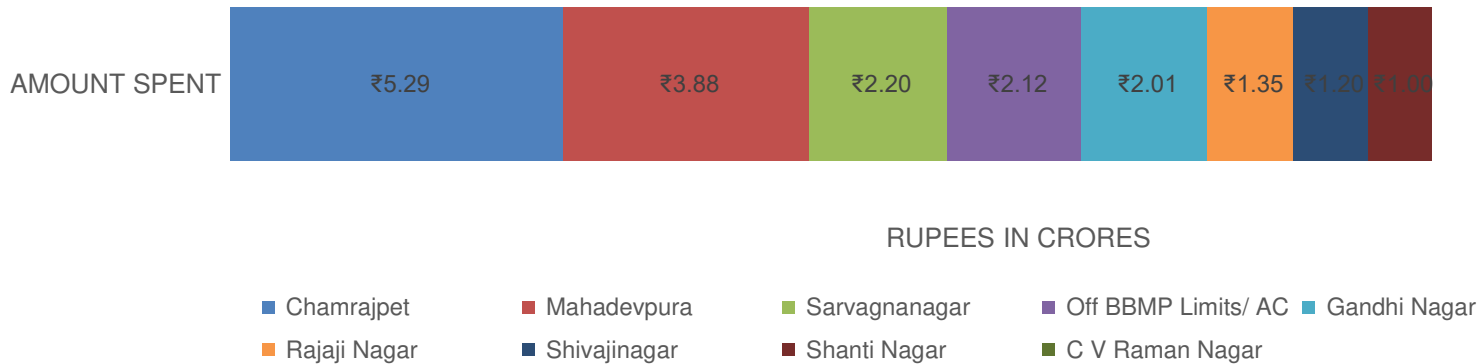
Presentation to
P C Mohan
Member of Parliament
Bengaluru Central Parliamentary Constituency

CONTENTS

- Study Objectives And Methodology
- Assembly Constituency Level Spending
- Assembly Level Allocation Year wise
- Distribution Of Activity Wise Spending Under MPLADs

- The aim of this study is to **analyze the utilization level of MPLAD funds** in the three Parliamentary Constituencies under Bangalore Urban district
 - Bengaluru North,
 - Bengaluru South
 - Bengaluru Central
- The data on works undertaken under MPLADS is collected from the **District Collector (DC) office.**
- The data was collected for the **four financial years** 2014-15, 2015-16, 2016-17 and 2017-18.
- The total allocated MPLADS four financial year: **₹ 20 crore** (₹ 5 crore per year)
- **MPLADS works undertaken: ₹ 19.05 crores**

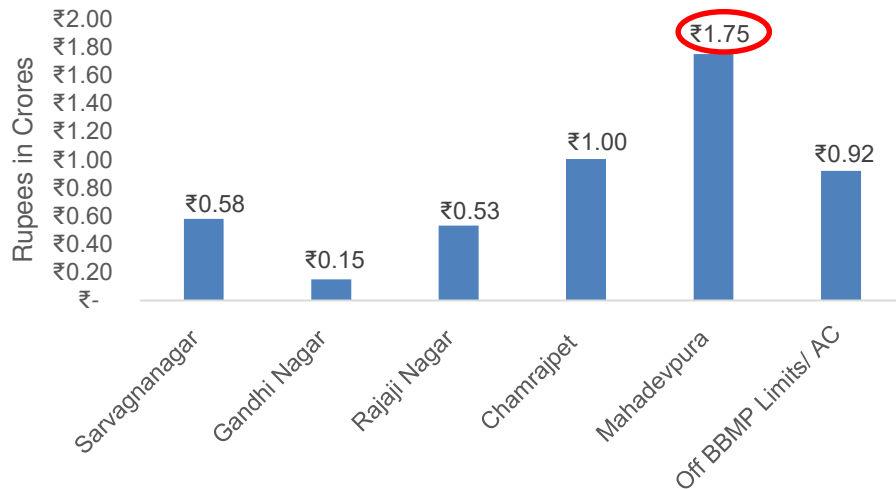
CONSTITUENCY LEVEL SPENDING



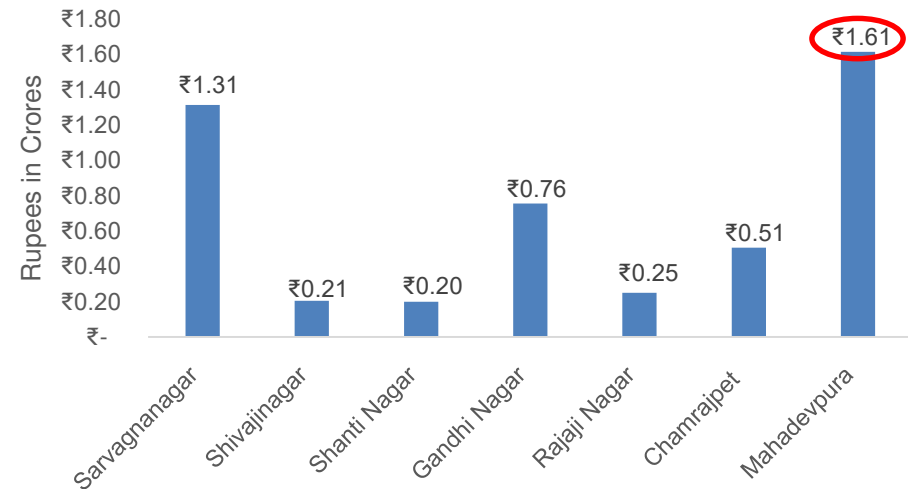
- **28 per cent** of the works under MPLADS funds were undertaken in the **Chamarajpet Assembly Constituency**.
- **32 per cent** of the works under MPLADS funds have been allocated in **Mahadevpura and Sarvagnanagar Assembly Constituencies combined**.
- C V Raman Nagar Assembly Constituency has received no allocation for works of any kind under MPLADS
- There are no big differences in spending amongst the Constituencies, except for C V Raman Nagar
- Areas falling in the Off BBMP limits of the PC has received allocation of ₹ 2.12 crores (11.13%)
- The total MPLADS utilized for the period 2014-2018 is ₹ 19.05 crores (95 %)



ASSEMBLY CONSTITUENCY LEVEL SPENDING BY YEAR



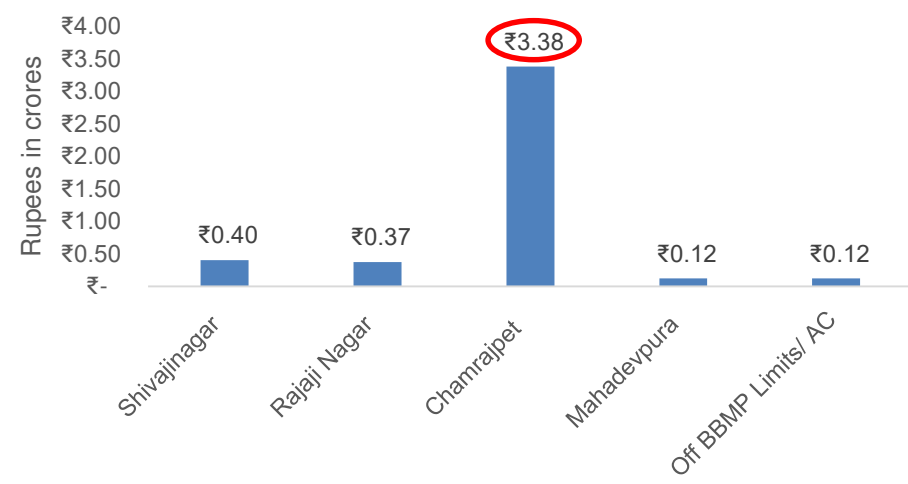
Year: 2014-15



Year: 2015-16



Year: 2016-17



Year: 2017-18

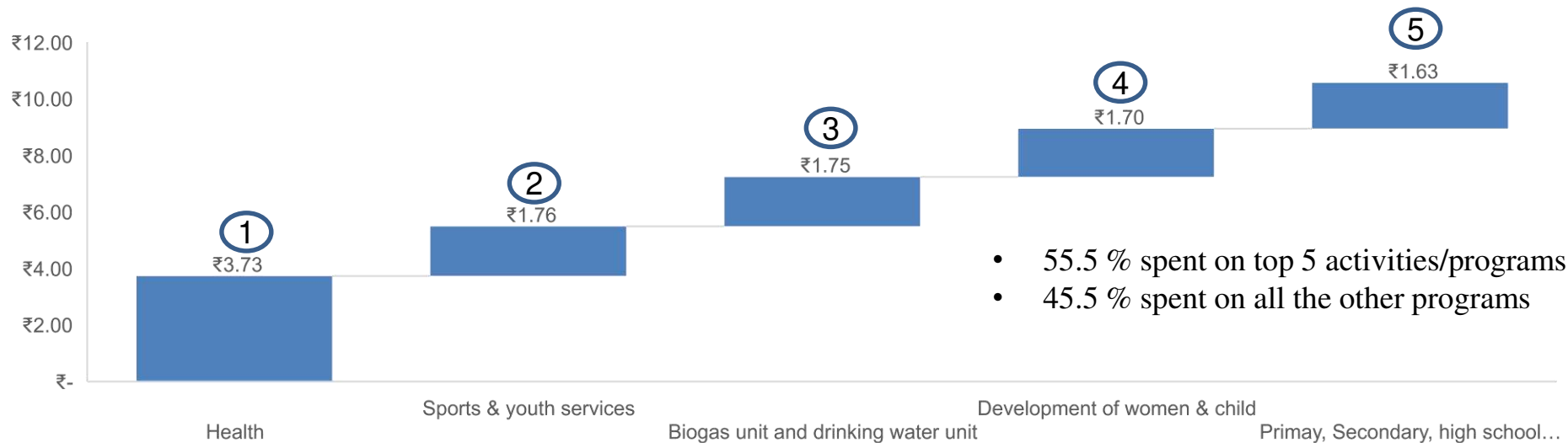
YEAR-WISE DISTRIBUTION OF ACTIIVTIES

Year	Highest spent activity	Amount allocated (In crores INR)	Total LAD fund spent for the year (In crores INR)	% allocated to activity proportion to total LAD fund of the year
2014-15	Biogas unit and drinking water unit	₹ 1.75	₹ 4.93	35.45 %
2015-16	Infrastructure development	₹ 1.23	₹ 4.84	25.5 %
2016-17	Sports and Youth Services	₹ 0.80	₹ 4.88	16.44 %
2017-18	Health	₹ 3.18	₹ 4.38	72.53%

DISTRIBUTION OF ACTIVITY WISE SPENDING UNDER MPLADS



Top 5 activities under MPLADS



- Bangalore Urban DC's office
- MPLADS Guidelines

Permissible activities

- Infrastructure development
- Primary, Secondary, high school & PU College
- Construction of Samudaya Bhavan
- Sports & youth services
- Horticulture
- Health
- Development of women & child
- Bus stops
- Library
- Security
- Higher Education
- Animal Husbandry
- Facilities in notified slum areas
Social welfare, backward and minority
- RO Water in Villages
- Tourism

Discretionary activities

- Trust and Societies
- Yoga Kendra
- Trichakravahana
- Infra in Railways

Prohibited activities

- Religious activities

Thank You

www.bpac.in

Contact: archana@bpac.in